






Medium Term Plan

Maple Class

Summer 1 – Disaster, hope and healing

Subject	Week 1 WB: 15.04.24	Week 2 WB: 22.04.24	Week 3 WB: 29.04.24	Week 4 WB: 06.05.24	Week 5 WB: 13.05.24	Week 6 WB: 20.05.24
<p>English (Core texts)</p> 	<p>To ask a range of investigative questions</p> <p>To research and record and factual statements</p>	<p>To noun phrases to describe</p> <p>To use time adverbials to create a diary entry</p> <p>To use adverbials to write instructions</p>	<p>To use a range of sentence types to create a persuasive poster</p> <p>To use the present perfect tense (application of a and an)</p>	<p>To write and deliver a speech in role (application of future tense)</p> <p>To write a book review in the present tense</p> <p>To plan the stages of an explanation text</p>	<p>To write an explanation text</p> <p>To use coordinating conjunctions and clauses</p>	<p>To write an explanation text</p> <p>To publish and edit an explanation text</p> <p>To use subordinating conjunctions and clauses</p>
<p>Reading Core Texts</p>	<p>Give/explain the meaning of words in context Retrieve and record information /identify key details from fiction and non-fiction</p> <p>Summarise main ideas from more than one paragraph</p> <p>Make inferences from the text/explain and justify inferences with evidence form the text</p> <p>Predict what might happen from details stated and implied</p> <p>Identify /explain how information / narrative content is related and contributes to meaning as whole</p> <p>Identify/ explain how meaning is enhanced through choice of words and phrases</p> <p>Make comparisons within the text</p> 			<p>Give/explain the meaning of words in context Retrieve and record information /identify key details from fiction and non-fiction</p> <p>Summarise main ideas from more than one paragraph</p> <p>Make inferences from the text/explain and justify inferences with evidence form the text</p> <p>Predict what might happen from details stated and implied</p> <p>Identify /explain how information / narrative content is related and contributes to meaning as whole</p> <p>Identify/ explain how meaning is enhanced through choice of words and phrases</p> <p>Make comparisons within the text</p> 		



Subject	Week 1 WB: 15.04.24	Week 2 WB: 22.04.24	Week 3 WB: 29.04.24	Week 4 WB: 06.05.24	Week 5 WB: 13.05.24	Week 6 WB: 20.05.24
Spelling and Grammar	Question marks and exclamation marks (commands, exclamations and statements) Capital letters, full stops and commas in lists. Challenge words	Capital letters, full stops and commas in lists (noun phrases) Words that are homophones	Vowels and consonants (a and an) Words spelled with 'c' before 'i' and 'e')	Apostrophes for contractions Verb tense (modal verbs) Words containing 'sol' and 'real'	Coordinating conjunctions and clauses Words containing 'phon' and 'sign'	Subordinating conjunctions and clauses Words with the prefixes 'super-', 'anti-' and 'auto'
Maths White Rose Maths Hub	Fractions To add fractions and mixed numbers. To subtract two fractions. To subtract from whole amounts. To subtract from mixed numbers.	Fractions assessment. Decimals A Tenths as fractions. Tenths as decimals. Tenths on a place value chart. Tenths on a numberline.	Divide a one-digit number by ten. Divide a two-digit number by ten. Hundredths as fractions. Hundredths as decimals. Hundredths on a place value chart.	Divide a 1 or 2-digit number by 100. Decimals assessment. Decimals B To make a whole with tenths. To make a whole with hundredths.	Partition decimals. Flexibly partition decimals. To compare decimals. To order decimals. To round to the nearest whole number.	Halves and quarters as decimals. Decimals assessment. Money Write money using decimals. To convert between pounds and pence. To compare amounts of money.
Science Electricity	To explore electrical appliances and electrical safety.	To learn about electrical components in a series circuit.	To investigate electrical circuits.	To explore conductors and insulators.	To learn about electrical switches.	To investigate how electrical components can change within a circuit.
Geography	Find out about the structure of the Earth and label a diagram.	Describe what happens at the boundaries between the Earth's plates.	Describe and explain the key features of a volcano. Locate a range of famous volcanoes and find out some key facts, including when the volcanoes last erupted.	Locate where famous earthquakes have occurred. Identify the effects of earthquakes on land and people.	Identify how to prepare for an earthquake. Identify the help people need after an earthquake.	Assessment of unit



Subject	Week 1 WB: 15.04.24	Week 2 WB: 22.04.24	Week 3 WB: 29.04.24	Week 4 WB: 06.05.24	Week 5 WB: 13.05.24	Week 6 WB: 20.05.24
Computing Skills showcase HTML- Online safety 5	To recognise the role of HTML in a webpage.	To change HTML code for a specific purpose.	To recognise the basics of HTML.	To alter the HTML on a live webpage.	To alter an image on a webpage.	
Music Samba and Carnival sounds and instruments	To recognise and identify the main features of Samba music.	To understand and play syncopated rhythms.	To play syncopated rhythms as part of a group.	To compose a basic rhythmic break.	To perform rhythmic breaks within a Samba piece.	
French What's the time?	To speak in sentences using familiar vocabulary, phrases and basic language structures in the context of telling the time.	To speak in sentences using familiar vocabulary, phrases and basic language structures in the context of saying the times of things across the day.	To engage in conversations, ask and answer questions in the context of a tv schedule.	To speak in sentences using familiar vocabulary phrases and language structures in the context of telling the time.	To read carefully and show understanding of words, phrases and simple writing in the context of reading a school timetable.	To listen attentively to spoken language and show understanding by joining in and responding in the context of a maths lesson on time.
PE Swimming Tennis	To return to the middle of the court after playing a shot.	To accurately use the forehand in game situations to score points.	To play a back shot with some control.	To combine ready position and court movement to consistently return the serve.	To work with a partner to score points in a game.	To use forehand and backhand shots to score points in a competitive situation.
RE	To identify the terms 'dharma', 'Sanatan Dharma' and 'Hinduism' and say what they mean	To make links between Hindu practices and the idea that Hinduism is a whole 'way of life' (dharma)	To describe how Hindus show their faith within their families in Britain today (e.g. home puja)	To describe how Hindus show their faith within their faith communities in Britain today (e.g. arti and	To identify some different ways in which Hindus show their faith (e.g. between different communities in Britain, or between Britain and parts of India)	To raise questions and suggest answers about what is good about being a Hindu in Britain today, and whether taking part in family and community



Subject	Week 1 WB: 15.04.24	Week 2 WB: 22.04.24	Week 3 WB: 29.04.24	Week 4 WB: 06.05.24	Week 5 WB: 13.05.24	Week 6 WB: 20.05.24
				bhajans at the mandir; in festivals such as Diwali)		rituals is a good thing for individuals and society, giving good reasons for their ideas
PSHE/Values Citizenship	To begin to understand human rights convention.	To understand how reusing items benefits the environment.	To understand the role of groups in the wider community.	To understand the contribution which groups make to a community.	To understand the value of diversity in a community.	To develop an understanding of the role of local government.
Keeping Children Safe	Internet safety Recap on school and class rules	Internet safety around the site.	Safe behaviour. What is acceptable?	Dealing with bullies.	Staying safe in the local area.	Safety around water