






Medium Term Plan						
YEAR 4 MapleClass						
Rainforests						
Subject	Week 1	Week 2	Week 3	Week 4	Week5	Week 6
Writing HFL Spring 1  	<p>Newspaper articles unit featuring 'Real-Life Mysteries' by Susan Martineau and Vicky Barker</p> <p>Summarize Events: Children summarize a recount using the 5Ws.</p> <p>Roleplay as Reporters: Children gather details for a newspaper article through roleplay.</p>	<p>Analyze Reports: Children compare two newspaper reports to identify key features.</p> <p>Write Chronologically: Children write a newspaper article using fronted adverbials for time.</p> <p>Use and Punctuate Speech: Children work on direct and indirect speech in their report.</p> <p>Present Perfect Tense: Children complete their report using present perfect tense, with headline and subheading.</p>	<p>Plan with a Mystery: Children gather information from a mystery event for their report.</p> <p>Plan for Audience: Children plan their report, considering the audience and effect.</p> <p>Draft and Edit: Children draft and edit the headline, subheading, and intro x2</p> <p>Use Fronted Adverbials: Children draft with fronted adverbials and correct punctuation.</p> <p>Present Perfect Tense: Children use present perfect tense in the conclusion.</p>	<p>Edit Writing: Children edit articles with peer feedback on grammar and vocabulary.</p> <p>Proof-read: Children correct spelling, punctuation, and tense errors.</p> <p>Redraft and Publish: Children redraft, format, and publish their articles.</p> <p>Read Aloud: Children read their articles aloud and make final edits.</p>	<p>Take A Bite by Aleksandra Mizielinska & Daniel Mizielinski; Africa, Amazing Africa by Atinuke; The Big Book of the UK by Imogen Russell Williams & India, Incredible India by Jasbinder Bilan</p> <p>Read and explore a persuasive model text</p> <p>Build vocabulary using expanded noun phrases.</p> <p>Study persuasive techniques, especially the power of three.</p> <p>Develop and rehearse ideas orally for a travel advert.</p> <p>Write organised sections using subheadings.</p>	<p>Plan ideas for an imaginary location and outline a persuasive travel leaflet.</p> <p>Begin drafting the leaflet, organising paragraphs and using conjunctions, adverbs and prepositions.</p> <p>Complete the draft with clear paragraph organisation and non-narrative features.</p> <p>Edit and proof-read for improved grammar, vocabulary, spelling and punctuation.</p> <p>Publish the final leaflet with clear, consistent handwriting.</p>



Subject	Week 1	Week 2	Week 3	Week 4	Week5	Week 6
Whole Class Reading 	The River Trader (Ed Shed Stage 4)	The World's Most Amazing Places (Fred's)	A Trillion Tropical Leaves (Twinkl)	(Extract from) The Great Kapok Tree	One Million Insects (Fred's)	Rainforest Calling (Twinkl)
	<p>Read aloud and understand the meaning of new words linked to the expectations of Year 6 spelling. Increase familiarity with a wide range of books, including books from our literary heritage and books from other cultures and traditions. Identify and discuss themes and conventions in and across a wide range of writing. Make comparisons within and across books. Summarise the main ideas drawn from more than one paragraph, and identifying key details that support the main ideas. Identify how language, structure and presentation contribute to meaning. Discuss and evaluate how authors use language, including figurative language, considering the impact on the reader.</p>					
Grammar and Punctuation	comma, adverb, verb, present tense, past tense	clause, subordinate clause,	conjunction, preposition, paragraph	inverted commas, direct speech adverbial pronoun	noun, noun phrase adjective, adverb	conjunction, preposition, paragraph
Handwriting Letter-Join	<p>To rewrite the spelling lists for this week in cursive</p> <p>To be able to check and edit written work</p> <p>To copy and write the 7x table in the correct order</p>	<p>To listen and write a short poem correctly</p> <p>To be able to check and edit written work</p> <p>To copy and write the 9x table in the correct order</p>	<p>To listen and write a short poem correctly</p> <p>To be able to check and edit written work</p> <p>To copy and write the 11x table in the correct order</p>	<p>To listen and write a story extract correctly</p> <p>To be able to check and edit written work</p> <p>To copy and write the 12x table in the correct order</p> <p>To use different methods</p>	<p>To listen and write a story extract correctly</p> <p>To be able to check and edit written work</p> <p>To copy and write the 6x table in the correct order</p> <p>To use different methods</p>	<p>To copy a simple rhyme and numbers 0-9 neatly</p> <p>To demonstrate an understanding of rounding numbers</p> <p>To use printed letters to label the parts of a</p>



Subject	Week 1	Week 2	Week 3	Week 4	Week5	Week 6
	To use different methods to learn the 6x tables	To use different methods to learn the 8x tables	To use different methods to learn the 9x tables	to learn the 11x tables	to learn the 12x tables	house in French To be able to name the parts of a house in French
Spelling Shed	Step 14: Words ending in '-ous' poisonous, dangerous, mountainous, marvellous, perilous, tremendous, enormous, jealous, precious, disastrous	Step 15: Words ending in '-ous' incl. those where 'ge' from the base word remains courageous, outrageous, nervous, famous, adventurous, disadvantageous, ridiculous, carnivorous, rapturous, torturous	Step 16: Words where a suffix is added to words ending in 'y' merriment, happiness, plentiful, penniless, happily, prettiest, nastiness, beautiful, pitiful, silliness	Step 17: Words ending in '-ious' and 'eous' serious, obvious, curious, hideous, spontaneous, courteous, furious, various, victorious, gaseous	Step 18: Challenge Words extreme, although, breath, caught, different, exercise, medicine, thought, business, possession	Step 19: Words where 'au' makes an /or/ sound automatic, August, launch, haul, astronaut, cause, author, applaud, autumn, audience
Maths	Multiplication and division B Factor Pairs Use Factor Pairs Multiply by 10	Multiplication and division B Multiply by 100 Divide by 10 Divide by 100 Related facts Informal written method	Multiplication and division B Multiple a 2 digit by 1 digit number Multiply a 3 digit by 1 digit number Divide 2 digit by 1 digit number (1) Divide 2 digit by 1 digit number (2)	Multiplication and division B Divide a 3 digit number by 1 digit number Corresponding Problems Efficient Multiplication EOB Assessment	Length and perimeter 1. Measure in kilometres and metres 2.Equivalent lengths (kilometres and metres) 3.Perimeter on a grid 4.Perimeter of a rectangle 5.Perimeter of rectilinear shapes	Length and perimeter 6.Find missing lengths in rectilinear shapes 7.Calculate the perimeter of rectilinear shapes 8.Perimeter of regular polygons 9.Perimeter of polygons EOB Assessment



Subject	Week 1	Week 2	Week 3	Week 4	Week5	Week 6
Science - Living things and their habitats	Identify the organs in the digestive system	Describe the functions of the main organs in the digestive system	Identify the types of human teeth and their functions	Investigate the effects of different liquids on the teeth	Understand food chains	Explore food webs
Geography Rainforests	Journey to the tropics	Rainforest Connections	Fascinating Flora	Amazing Animals	Meet the Achuar	The Rainforest Future Next Term - the Rainforest Farewell.
Computing - Website Design	To explore the features of Google sites.	Book review - to plan features of a collaborative website.	Creating a webpage To create a web page as part of a collaborative class website.	Planning my website: To plan and create a website.	Google sheets (number day)	To create and analyse a website. Assessment.
Music - Rainforests	Rock and Roll Lesson 4&5 performance	Pitter Patter Raindrops - To identify structure and texture in music.	Rainforest body percussion - to use body percussion.	Rhythm of the Forest Floor - To create musical rhythms using body percussion.	The loopy rainforest - to create simple tunes.	Sounds of the rainforest - to build and improve a composition.
RE How do festivals and family life show what matters to Jewish people?	To identify some Jewish beliefs about God, sin and forgiveness and describe what they mean.	To identify some Jewish beliefs about God, sin and forgiveness and describe what they mean.	To identify some Jewish beliefs about God, sin and forgiveness and describe what they mean.	To offer informed suggestions about the meaning of the Exodus story for Jews today.	To make simple links between Jewish beliefs about God and his people and how Jews live (e.g. through celebrating forgiveness, salvation and freedom at festivals).	To describe how Jews show their beliefs through worship in festivals, both at home and in wider communities.



Subject	Week 1	Week 2	Week 3	Week 4	Week5	Week 6
PE Dance (teacher)	To use freeze frames in dances	To perform a slide and roll confidently	To use a variety of formations when performing	To extend a 'mission' dance' phrases using canon	To sequence a dance actions to show good flow	To create a 5 action dance routine showing good 'stage'
PE Hockey (Premier Sports)	To perform a push and pass with accuracy	To perform a straight dribble to maintain position	To use reverse-stick to control a ball on the far side of our body	To use a slap pass to send the ball over long distances	To turn to keep the ball under control and move into space	To develop new skills in competitive situations and look to improve
PSHCE Health and wellbeing/Changing of the body	To understand that age restrictions are designed to protect us.	To understand the benefits and risks of sharing material online.	To understand how to help someone with asthma.	To develop understanding of privacy and the difference between secrets and surprises.	To understand that not all information on search engines is valuable.	To recognise that change is a part of growing up
DT Electrical systems: Torches	To learn about electrical items and how they work.	To analyse and evaluate electrical products.	To design a product to fit a set of specific user needs.	To make and evaluate a torch.	To make and evaluate a torch.	
French - Gone Shopping	Fruit	Vegetables	Clothes	Where can I buy	French money.	Let's go Shopping
Enrichment activities		Sports partnership	World religion day		Number Day	Church services Don Rae