







Medium Term Plan						
YEAR 6 Palm Class						
Mysteries of the coast						
Subject	Week 1	Week 2	Week 3	Week 4	Week5	Week 6
Writing	 <p>NCR - Arthur Spiderwick's field guide to the fantastical world around you.</p> <p>Use relevant strategies to build their vocabulary. Selecting appropriate grammar and vocabulary, understanding how such choices can change and enhance meaning. Use relevant strategies to build their vocabulary. Selecting appropriate grammar and vocabulary, understanding how such choices can change and enhance meaning.</p>	 <p>NCR - Arthur Spiderwick's field guide to the fantastical world around you.</p> <p>Using further organisational and presentational devices to structure text and to guide the reader. To select appropriate grammar and vocabulary, understanding how such choices can change and enhance meaning. Review use of complex sentences, joining with range of conjunctions To link ideas across paragraphs using a wider range of cohesive devices. To</p>	Mock SATS	 <p>NCR - Arthur Spiderwick's field guide to the fantastical world around you.</p> <p>To use the passive to affect the presentation of information in a sentence To select appropriate grammar and vocabulary, understanding how such choices can change and enhance meaning To link ideas across paragraphs using a wider range of cohesive devices, repetition of a word or phrase, grammatical connections such as the use of adverbials and pronouns. To use hyphens to avoid ambiguity and to create</p>	<p>Narrative - a range of extracts including Harry Potter, A Christmas Carol The Hobbit</p> <p>Consider how authors have developed characters Note and develop initial ideas, drawing on reading and research where necessary Note and develop initial ideas, drawing on reading and research where necessary Distinguish between the language of speech and writing, and choose the appropriate register Distinguish between the language of speech and writing, and choose the appropriate register Distinguish between the language of speech and writing,</p>	<p>Narrative - a range of extracts including Harry Potter, A Christmas Carol The Hobbit</p> <p>Select appropriate grammar and vocabulary, understanding how such choices can change and enhance meaning Identify the audience for and purpose of the writing, selecting the appropriate form and using other similar writing as models for their own In narratives, integrate dialogue to convey character and advance the action In narratives, integrate dialogue to convey character and advance the action Proof-read for spelling and punctuation errors</p>



Subject	Week 1	Week 2	Week 3	Week 4	Week5	Week 6
	<p>Linking ideas across paragraphs using full range of cohesive devices.</p> <p>Recognising vocabulary and structures that are appropriate for formal speech and writing.</p>	<p>select appropriate grammar and vocabulary, understanding how such choices can change and enhance meaning.</p> <p>To use the passive to affect the presentation of information in a sentence.</p>		<p>new, descriptive vocabulary.</p> <p>To note and develop initial ideas, drawing on reading and research where necessary, using bullet points for brevity.</p> <p>To identify the audience for and purpose of the writing, selecting the appropriate form and using other similar writing as models for their own</p> <p>To select appropriate grammar and vocabulary, understanding how such choices can change and enhance meaning. To use a wide range of devices to build cohesion within and across paragraphs.</p> <p>To use further organisational and presentational devices to structure text and to guide the reader. To use hyphens to avoid ambiguity.</p>	<p>and choose the appropriate register</p>	



Subject	Week 1	Week 2	Week 3	Week 4	Week5	Week 6
Whole Class Reading 	Fluency read Eldest (Fred's)	Fluency read The Story of Planet Earth (Fred's)	Fluency read Lost Words (Poem tbc)	Fluency read Brisingr (Fred's)	Fluency read Birds (Fred's)	Fluency read Eragon (Fred's)
	Teacher read	Teacher read	Teacher read	Teacher read	Teacher read	Teacher read
	<p>Read aloud and understand the meaning of new words linked to the expectations of Year 6 spelling.</p> <p>Increase familiarity with a wide range of books, including books from our literary heritage and books from other cultures and traditions.</p> <p>Identify and discuss themes and conventions in and across a wide range of writing.</p> <p>Make comparisons within and across books.</p> <p>Summarise the main ideas drawn from more than one paragraph, and identifying key details that support the main ideas.</p> <p>Identify how language, structure and presentation contribute to meaning.</p> <p>Discuss and evaluate how authors use language, including figurative language, considering the impact on the reader.</p>					
Grammar and Punctuation	Subject and Object	Determiners, conjunctions and prepositions Subjunctive form Commas in lists Colons and semicolons	Bullet points	Identifying verbs in sentences	Recognising the passive verb	Using the passive verb
Handwriting Letter-Join	Lesson 25 Question?	Lesson 26 Adjectives Lesson 27 Commas	Lesson 28 Adverbs Lesson 29 Colons	Lesson 30 Pronouns Lesson 31 Semi-colons	Lesson 32 Prepositions Lesson 33 Contractions	Lesson 34 Antonyms Lesson 34 Homographs



Subject	Week 1	Week 2	Week 3	Week 4	Week5	Week 6
Spelling Shed	Step 13: Adding the prefix '-over overbalance, overcoat, overcook, overlooked, overpaid, overreact, overslept, overthrow, overtired, overturned	Step 14: Words with the suffix '-ful beautiful, boastful, doubtful, faithful, fanciful, fearful, merciful, pitiful, plentiful, thankful	Step 15: Words that can be nouns and verbs contest, freeze, impact, increase, object, permit, produce, silence, subject, transport	Step 16: Words with an /oa/ sound spelled 'ou' or 'ow' blown, known, mould, poultry, shallow, shoulder, smoulder, soul, thrown, window	Step 17: Words with a 'soft c' spelled 'ce' celebrate, cemetery, certificate, deceased, December, hindrance, necessary, nuisance, prejudice, sacrifice	Learn all previous spellings this week
Maths	Ratio - add or multiply? Use ratio language. Introduction to the ratio symbol. Ratio and fractions.	Ratio - Scale drawing Use scale factors Similar shapes Ratio problems Proportion problems	Ratio - Recipes EOU assessment Algebra - 1 step function machine 2 step function machines Form expressions	Algebra - Substitution Formulae Form equations Solve 1 step equations Solve 2 step equations	Algebra - Find pairs of values Solve problems with 2 unknowns EOU assessment Decimals - Place value within 1 Place value: integers and decimals	Decimals - Round decimals Add and subtract decimals Multiply by 10, 100 and 1000 Divide by 10, 100 and 1000. Multiply decimals by integers
Science - Living things	1) Classify living organisms.	2) Understand the kingdom of life	3) Classify living things using the Linnaean system.	4) Identify the characteristics of different types of microorganisms.	5) Investigate asexual reproduction by spore dispersal.	6) Classify and describe a living organism.
Geography Coasts	Understand what coastlines are and how they change	Investigate coastal erosion	Explore the impact of human activity on coastlines	Study coastal management techniques	Analyse case studies of coastal change in Britain	Visit to the coast



Subject	Week 1	Week 2	Week 3	Week 4	Week5	Week 6
Computing - Big Data 1	To identify how barcodes and QR codes work	To know how infrared waves transmit data.	To recognise how RFID is used.	To input and analyse real-world data.	To analyse and evaluate data.	Assessment.
Music - Themes and variations	Perform rhythms confidently either on their own or in a group.	Identify the sounds of different instruments and discuss what they sound like.	Make reasonable suggestions for which instruments can be matched to which pieces of art.	Recall the names of several instruments according to their orchestra sections.	Keep the pulse with the body percussion section and sing with control and confidence.	Draw the rhythms accurately and show a difference between each of their variations. Showcase creativity in the finished product.
RE - What spiritual pathways to moksha are written about in Hindu scriptures?	To engage with the idea of different pathways to the same goal. Activity - How many different pathways are there to achieve one goal? How does this relate to the Hindu concept of moksha?	To enquire into a dilemma about choosing the right pathway in a Hindu holy book. Activity - What can we tell, and what can we ask, about this image? What is Arjuna's dilemma? What are the arguments for and against fighting? What advice would you give? Who is the charioteer? What did he say? Do you agree that life is like a battle sometimes?	To explore ideas about different pathways to moksha in Hindu Narrative. Activity - What advice did Krishna give Arjuna and what did he decide to do? How do Hindus use Krishna's teaching in the Bhagavad Gita to help them in life? What analogy can help explain a Hindu view of life? Which pathway to moksha would suit which person? Would it be helpful to have different pathways to choose in life?	To explore bhakti yoga as a pathway to moksha in Hindu Community Practice. Activity - Which spiritual pathway is practised most in the Hindu community? What are some examples of showing devotion? How do some Hindu children get ready to celebrate and show their devotion to Krishna? Why is it so important for these Hindus to show Krishna love and devotion?	To explore following the pathway of love and devotion as part of Hindu Living. Activity - How do Hindu children hear the stories of Krishna's childhood? What might this story be about? What do Hindus learn from the story of Krishna eating dirt? What ways are there to pass on this story? Do you think this story helps Hindus feel more or less devoted to God? How do we show devotion in our lives?	To evaluate what pupils have learnt about Hindu belief in different pathways to Moksha. Activity - What have we learnt? How well have we learnt? Can we answer the big question at the start of the unit? How well? Are we making progress in RE as a subject? How much?



Subject	Week 1	Week 2	Week 3	Week 4	Week5	Week 6
PE - EL - Handball	1. Introduce the double dribble rule 2. Recap basic rules including the three 3's 3. Play in a 4 v 4 game scoring points in 1 of 3 goals	1. Introduce the concept of screening 2. Practice front and back screening techniques 3. Use screening in a conditioned game	1. Identify positions available around the D 2. Explain why it is important to be 'free' to help your teammates attack the goal 3. Play in a game to build an attack	1. Experience a range of contexts in which dribbling occurs 2. Dribble with confidence in isolation 3. Attempt dribbling in various ways in a game situation	1. Work as part of a team to switch from defensive play to attacking 2. Describe the best areas to attack during a counter attack 3. Attempt to attack space when counter-attacking	1. Make choices about which pass to use 2. Explain choice of pass 3. Play in competitive games as part of a team
PE - PS - Basketball	1. Counterattack using the fast break technique 2. Communicate as a team to effectively perform a fast break 3. Attempt to score from a fast break in a team	1. Apply agility to the retreat dribble 2. Practise the retreat dribble under pressure from a defender 3. Use retreat dribble in a game to maintain possession	1. Practise agility skills and utilise in the game 2. Recall the most common reasons a free throw is awarded 3. Show power and accuracy in free throw shots 4. Appraise own skill level and choose the distance to take free throw from	1. Use the V-cut technique to get free 2. Combine agility and speed to perform V-cut effectively 3. Demonstrate V-cut in a game	1. Develop confidence to drive to the basket 2. Use strength and coordination to drive and shoot 3. Use crossover dribble to drive to the basket	1. Recognise the difference between a 2 and 3 point shot 2. Challenge themselves to shoot a 3 point shot in isolation 3. Use skills and concepts developed over the unit to work to contribute to the team effort
PSHE - Health and well-being	Change and loss To begin to understand the process and emotions relating to grief	Immunisation To understand ways that people can help prevent themselves and others becoming ill	Good and bad habits To understand how habits can impact health.	Physical health concerns To understand what happens when people are ill and know when to seek support.	Resilience tool kit	What will I be?



Subject	Week 1	Week 2	Week 3	Week 4	Week5	Week 6
Art: Photo opportunity	Photo montage To apply an understanding of composition to create an effective photomontage advertising poster.	Macro photography To apply an understanding of abstract art through photography.	Digital art To demonstrate an understanding of design choices using digital photography techniques.	Recreating paintings To apply an understanding of photography to design and recreate a famous painting.	Photorealistic paintings To demonstrate observation and proportion to create art in a photorealistic style.	Photorealistic paintings To demonstrate observation and proportion to create art in a photorealistic style.
French - This is France	Neighbours To write phrases from memory and adapt these to create new sentences to express ideas clearly in the context of learning about the neighbours of France.	Distances To engage in conversations; ask and answer questions in the context of calculating distances.	Directions To broaden their vocabulary and develop their ability to understand new words in the context of saying the direction one city is from another.	Paris To describe people, places, things and actions in writing in the context of the famous landmarks of Paris.	Famous French People To understand basic grammar rules appropriate to the language being studied, how to apply these, for instance, to build sentences in the context of famous French people.	Nationalities To understand basic grammar appropriate to the language being studied, how to apply these, for instance, to build sentences in the context of stating nationalities.
Enrichment activities		Sports partnership	World religion day		Athletics Number Day	Church services Don Rae Coastal visit