







Medium Term Plan

Saplings Class

Summer 1 2026

	Week 1 WB: 13/04/26	Week 2 WB: 20/04/26	Week 3 WB:27/04/26	Week 4 WB: 04/05/26	Week 5 WB: 11/05/26	Week 6 WB: 18/05/26
Story of the week	<p>The Tiny Seed</p>  <p>The children will be introduced to vocabulary linked to plants eg seed, soil, leaf, grow. They will talk about and repeat the life cycle of a seed and how it grows into a plant.</p>	<p>Ten Seeds</p>  <p>The children will be continuing to apply their knowledge of plant life cycles and talk about why plants are important to our environment. We will discuss how to care for them and why this is important.</p>	<p>Oliver's Vegetables</p>  <p>The children will be learning about the different types of plants and what happens when they grow larger. They will explore different vegetables and fruit linked to the story.</p>	<p>Once There Was a Seed</p>  <p>The children will be applying their knowledge of plant lifecycles and creating their own garden trays.</p>	<p>Lulu Loves Vegetables</p>  <p>The children will be learning about sunflowers and how they can grow their own. They will be applying their knowledge of plant lifecycles and how to care for plants in order to grow their own sunflower seed.</p>	<p>Sam Plants a Sunflower</p>  <p>The children will be learning about the different types of flowers that grow and how to care for them. We will explore the natural space around preschool and identify some flowers and plants.</p>
Phonics	<p>Little Wandle Daily Rhyme Time</p> <p>Sound of the week: j Recap sound: u</p>	<p>Little Wandle Daily Rhyme Time</p> <p>Sound of the week: v Recap sound: r</p>	<p>Little Wandle Daily Rhyme Time</p> <p>Sound of the week: w Recap sound: h</p>	<p>Little Wandle Daily Rhyme Time</p> <p>Sound of the week: y Recap sound: b</p>	<p>Little Wandle Daily Rhyme Time</p> <p>Sound of the week: z Recap sound: f</p>	<p>Little Wandle Daily Rhyme Time</p> <p>Sound of the week: qu Recap sound: l</p>
Maths	<p>Pattern 5: Making patterns together</p> <ul style="list-style-type: none"> -Singing songs and clapping in time to a beat -Make and talk about movement patterns -Talk about objects in patterns and arrangements -Copy and continue AB patterns 	<p>Subitising 4: Make games and actions</p> <ul style="list-style-type: none"> -Match dot patterns -Introduced to and begin to play subitising games -Copy sets of sounds and represent these with fingers -Listen to and represent sounds with resources 	<p>Counting 5: Show me 5</p> <ul style="list-style-type: none"> -Sing rhymes to 5 and join in with movements -Move props to 5 and back from 5 -Show fingers to 5 -Begin to count objects to 5 using 1:1 correspondence -Match numerals to quantities when acting out songs 	<p>Pattern 6: My own patterns</p> <ul style="list-style-type: none"> -Continue AB patterns -Create their own AB patterns -Notice an error in patterns -Build and copy simple constructions -Begin to sequence some events 	<p>Counting 6: Stop at 1,2,3,4,5</p> <ul style="list-style-type: none"> -Count out up to 5 objects from a larger group -Explore counting to 5 in different ways -Verbally count to a given number -Label objects with numerals -Independently show 5 fingers -Begin to make marks to represent quantities 	<p>Comparison 3: Match, sort, compare</p> <ul style="list-style-type: none"> -Compare up to 5 objects -Compare by matching -Make the same set by matching -Match by type Match by attributes -Begin to sort some objects by a type

Medium Term Plan

Saplings Class

Summer 1 2026

	Week 1 WB: 13/04/26	Week 2 WB: 20/04/26	Week 3 WB:27/04/26	Week 4 WB: 04/05/26	Week 5 WB: 11/05/26	Week 6 WB: 18/05/26
Physical Development	<p>Learn to jump safely from the ground, landing safely in a space with feet slightly apart and knees bent.</p> <p>Learn about and take part in simple hygiene routines eg hand washing, teeth brushing and toileting.</p>	<p>Learn to jump safely from the ground, landing safely in a space with feet slightly apart and knees bent.</p> <p>Learn about and take part in simple hygiene routines eg hand washing, teeth brushing and toileting.</p>	<p>Learn to hop in a space on one leg. Children can hold onto a fence or wall to support their balance.</p> <p>Learn about and take part in simple hygiene routines eg hand washing, teeth brushing and toileting.</p>	<p>Learn to hop in a space on one leg. Children can hold onto a fence or wall to support their balance.</p> <p>Learn about and take part in simple hygiene routines eg hand washing, teeth brushing and toileting.</p>	<p>Learn to skip, moving one leg up high and jumping to the other leg.</p> <p>Learn about and take part in simple hygiene routines eg hand washing, teeth brushing and toileting.</p>	<p>Learn to skip, moving one leg up high and jumping to the other leg.</p>
Religious Education	<p>Explore different ways we celebrated Easter and why communities come together to celebrate.</p> <p>Discuss family traditions and customs during celebrations.</p>	<p>Take part in daily collective worship and mindfulness activities to find peace and calm.</p>	<p>Take part in daily collective worship and mindfulness activities to find peace and calm.</p>	<p>Take part in daily collective worship and mindfulness activities to find peace and calm.</p>	<p>Take part in daily collective worship and mindfulness activities to find peace and calm.</p>	<p>Take part in daily collective worship and mindfulness activities to find peace and calm.</p>
Communication and language	<p>Listen to and respond to simple instructions during the preschool day.</p> <p>Make links between home and past experiences during group discussions.</p> <p>Take part in group discussions about our story of the week.</p> <p>Apply new vocabulary in context when working in the natural world.</p> <p>Listen carefully and repeat the phonetic sound of the week.</p> <p>Key vocabulary: Grow, change, decay, seed, petal, leaf, stem, seedling, crop, plant, fruit, vegetable, flower</p>	<p>Listen to and respond to simple instructions during the preschool day.</p> <p>Take part in group discussions about our story of the week.</p> <p>Listen carefully and repeat the phonetic sound of the week.</p> <p>Key vocabulary: Grow, change, decay, seed, petal, leaf, stem, seedling, crop, plant, fruit, vegetable, flower</p>	<p>Take part in group discussions about our story of the week.</p> <p>Build on the ideas of others during conversations.</p> <p>Listen carefully and repeat the phonetic sound of the week.</p> <p>Key vocabulary: Grow, change, decay, seed, petal, leaf, stem, seedling, crop, plant, fruit, vegetable, flower</p>	<p>Take part in group discussions about our story of the week.</p> <p>Build on the ideas of others during conversations.</p> <p>Apply new vocabulary in context when working in the natural world.</p> <p>Listen carefully and repeat the phonetic sound of the week.</p> <p>Key vocabulary: Grow, change, decay, seed, petal, leaf, stem, seedling, crop, plant, fruit, vegetable, flower</p>	<p>Take part in group discussions about our story of the week.</p> <p>Talk about things we have observed in the natural world.</p> <p>Make predictions about what we think might happen to plants under certain circumstances.</p> <p>Listen carefully and repeat the phonetic sound of the week.</p> <p>Key vocabulary: Grow, change, decay, seed, petal, leaf, stem, seedling, crop, plant, fruit, vegetable, flower</p>	<p>Take part in group discussions about our story of the week.</p> <p>Talk about the things we have observed in the natural world.</p> <p>Listen carefully and repeat the phonetic sound of the week.</p> <p>Key vocabulary: Grow, change, decay, seed, petal, leaf, stem, seedling, crop, plant, fruit, vegetable, flower</p>

Medium Term Plan

Saplings Class

Summer 1 2026

	Week 1 WB: 13/04/26	Week 2 WB: 20/04/26	Week 3 WB:27/04/26	Week 4 WB: 04/05/26	Week 5 WB: 11/05/26	Week 6 WB: 18/05/26
Personal, Social and Emotional Development	<p>Separate from main carer at the beginning of the preschool day.</p> <p>Recall our golden rules and remember how to use the preschool resources with care and respect.</p> <p>Form a relationship with key person at preschool.</p>	<p>Form close friendships with others and learn to navigate challenges during play with the help of an adult. For example, by using a sand timer to share a toy.</p> <p>Form a relationship with key person at preschool.</p>	<p>Form close friendships with others and learn to navigate challenges during play with the help of an adult. For example, by using a sand timer to share a toy.</p> <p>Take pride in taking on responsibilities at pre-school. For example, being the tidy monitor.</p>	<p>Form close friendships with others and learn to navigate challenges during play with the help of an adult. For example, by using a sand timer to share a toy.</p> <p>Take pride in taking on responsibilities at pre-school. For example, being the tidy monitor.</p>	<p>Form close friendships with others and learn to navigate challenges during play with the help of an adult. For example, by using a sand timer to share a toy.</p> <p>Take pride in taking on responsibilities at pre-school. For example, being the tidy monitor.</p>	<p>Form close friendships with others and learn to navigate challenges during play with the help of an adult. For example, by using a sand timer to share a toy.</p> <p>Take pride in taking on responsibilities at pre-school. For example, being the tidy monitor.</p>
Understanding the World	<p>Talk about growth, decay and change over time.</p> <p>Talk about things we have observed in the natural world.</p>	<p>Talk about growth, decay and change over time.</p> <p>Talk about things we have observed in the natural world.</p> <p>Talk about and demonstrate an understanding of how to care for the plants and animals in our immediate environment.</p> <p>Talk about the importance of plants in our immediate environment.</p>	<p>Talk about growth, decay and change over time.</p> <p>Talk about things we have observed in the natural world.</p> <p>Talk about and demonstrate an understanding of how to care for the plants and animals in our immediate environment.</p> <p>Talk about the importance of plants in our immediate environment.</p>	<p>Talk about and demonstrate an understanding of how to care for the plants and animals in our immediate environment.</p> <p>Talk about the importance of plants in our immediate environment.</p> <p>Show care and concern for the plants and animals in our immediate environment.</p>	<p>Talk about and demonstrate an understanding of how to care for the plants and animals in our immediate environment.</p> <p>Talk about the importance of plants in our immediate environment.</p> <p>Show care and concern for the plants and animals in our immediate environment.</p>	<p>Talk about and demonstrate an understanding of how to care for the plants and animals in our immediate environment.</p> <p>Talk about the importance of plants in our immediate environment.</p> <p>Show care and concern for the plants and animals in our immediate environment.</p>
Expressive Art and Design	<p>Learn how to use pastels.</p>	<p>Learn how to use water colours.</p>	<p>Apply use of pastels or water colours to create observational drawings/paintings of flowers.</p>	<p>Learn to use shapes for printing eg vegetable printing.</p>	<p>Learn to apply skills of observational art in different contexts eg pictures outside.</p>	<p>Learn to apply skills of observational art in different contexts eg pictures outside.</p>
Enrichment				<p>May Day</p>		